

Overview

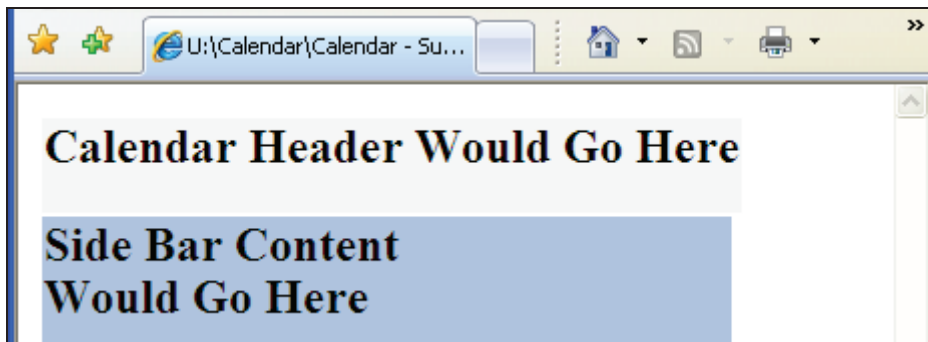
Active Data Calendar can be used in conjunction with side navigation to further extend the branded look and feel of your existing web site design. The combination of an uploaded header and footer file produces the final Calendar page as the Calendar body is inserted between the two as the page renders. The files must be HTML files with an .html extension type. All links, graphics and cascading style sheets should be listed as absolute with the full web address of where the respective elements live. Upload your desired header and footer HTML files in *Configuration: Custom Graphic Settings*. Follow the generic HTML templates below for header and footer files to achieve a Calendar that integrates side navigation.

Header Content

HTML Template

```
<table>
  <tr>
    <td colspan="2" bgcolor="WhiteSmoke"><h2>Calendar Header Would Go Here</h2>
    </td>
  </tr>
  <tr>
    <td width="200px" valign="top" bgcolor="LightSteelBlue"><h2>Side Bar Content Would
Go Here</h2></td>
    <td valign="top">
```

Rendered HTML



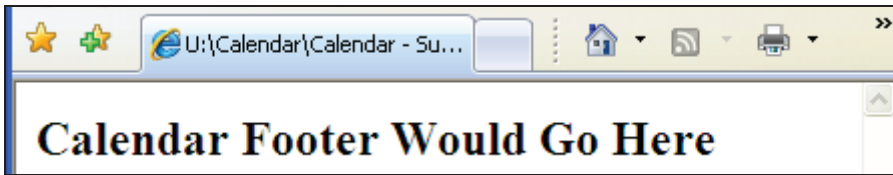
Footer Content

HTML Template

```

    </td>
  </tr>
  <tr>
    <td colspan="2" bgcolor="WhiteSmoke"><h2>Calendar Footer Would Go Here</h2>
    </td>
  </tr>
</table>
```

Rendered HTML

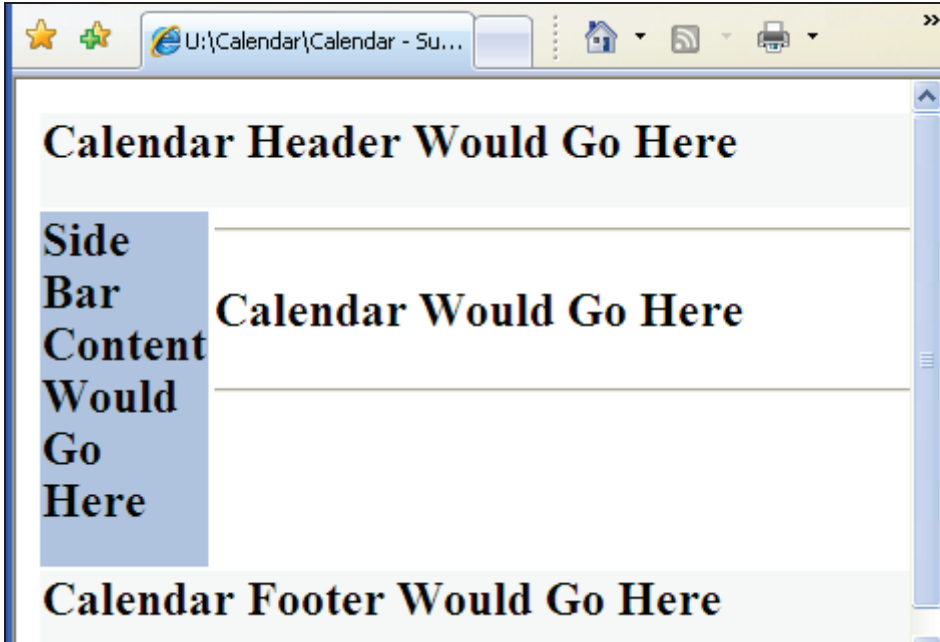


Final Preview of Combined Files

HTML Template

```
<table>
  <tr>
    <td colspan="2" bgcolor="WhiteSmoke"><h2>Calendar Header Would Go Here</h2>
    </td>
  </tr>
  <tr>
    <td width="200px" valign="top" bgcolor="LightSteelBlue"><h2>Side Bar Content Would
Go Here</h2></td>
    <td valign="top"><hr width="600px" /><h2>Calendar Would Go Here</h2><hr
width="600px" /></td>
  </tr>
  <tr>
    <td colspan="2" bgcolor="WhiteSmoke"><h2>Calendar Footer Would Go Here</h2>
    </td>
  </tr>
</table>
```

Rendered HTML



Contact Support

Please contact Product Support at (610)-997-8100 or support@activedatax.com for further assistance